

## Storage and Shelf life

1-Aconia Artist Coloring Liquid should be stored in a cool and dark place, and it must be stored in the original container, which must be kept tightly closed at a max. temperature of 25°C, or ideally in a refrigerator (6-8°C). The liquid must avoid direct solar radiation.

2-Aconia Artist Coloring Liquid has an "unopened bottle" shelf life of 12 months, and it's better to be used within 6 months after opening.

## Contraindications

1-Do not use it if there is any intolerance to the constituents that are contained in these products.

2-Aconia Artist Coloring Liquid V1 can be brushed only once. If too much V1 applied on restoration, the translucency will be affected.

3-Aconia Artist Coloring Liquid V2 and V3 are not recommended to brush more than 4 times, otherwise it's easy to appear white or opaque phenomenon.

4-Aconia Artist Coloring Liquid G1/G2/G3 can not be used to non-gingival area.

5-For the first use of Aconia Artist Coloring Liquid, small amount of liquid is recommended and then adjust dosage according to real effect.

6-Aconia Artist Coloring Liquids are not recommended to use on zirconia blanks produced by other manufacturers.

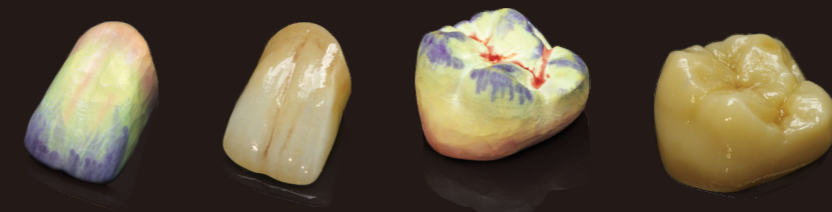
## Safety instructions

1-Please wear gloves, safety glasses and a face mask if possible to avoid any irritations. Please do not eat, drink and smoke when handling the liquid.

2-The materials may only be processed by trained personnel who must use tried and tested techniques.



## Creation & Individualization



Chengdu Besmile Medical Technology Co., Ltd.

www.bsmdental.com T:+86-28-85317108  
E:info@cdbesmile.com

Besmile Dental America Inc.

T: (626)921-5798  
E:admin@bsmdentalus.com



Fast and Easy: No need to mix, just start

Customization: Ideal results applied on Aconia white & preshaded blanks

## Color List



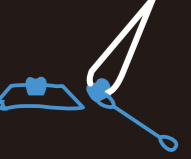





<b>Opaque</b>	V1		1X (only)	Covering discolored stumps and metal abutments to achieve high esthetic veneering.
<b>Magic Value</b>	V2		1-2X	Improve the overall brightness.
	V3		1-2X	Reduce the overall brightness.
<b>Natural Gingival</b>	G1 / G2 / G3		Each Color: 3X respectively	Used to reach a natural gingival effect.
<b>Incisal Translucency</b>	T02		2-3X	Used on the incisal or desired parts of restoration to achieve mamelon or blue effect.
	T03		2-3X	Used on the incisal or desired parts of restoration to achieve mamelon or grey effect.
<b>Art Fissure</b>	P1 / P2 / P3		Immersing for 10 seconds	Used to mimic tetracycline pigmentation or discolored effect.
	O1 / O2		2X	Used partially on fossas, grooves and pits of restoration to characterize fissure effect.
	O3		2X	Used partially on occlusal or dentine surface to achieve fluorosis effect.

Note: Aconia Artist Coloring Liquid is developed for artist creation. It could be used widely and flexibly according to individual demands.

## Aesthetics Coloring Technique

Get Aconia Coloring Liquid Ready and Shake Well

-  Brush incisal part with T01
-  Immerse with dentin / body liquid (5-8s for bridge; 10-15s for single crown)
-  Dabbing
-  Pre-Drying 5 to 10min at 80-100°C
-  Artist Coloring Liquid Application according to demand
-  Drying (30min for single crown; 60min for bridge at 80-100°C )

Note: Before every change of color, please wash out brushes with clean water and dry on a soft tissue.

## Live - Case



13- Final Result